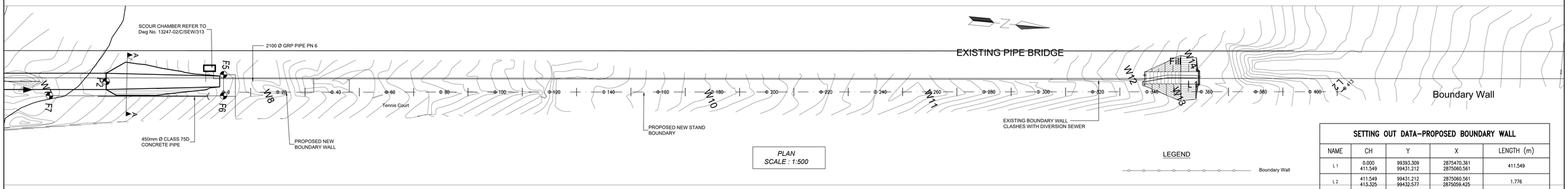

PLAN
SCALE : 1:500

LEGEND

Boundary Wall

SETTING OUT DATA–PROPOSED BOUNDARY WALL				
NAME	CH	Y	X	LENGTH (m)
L 1	0.000 411.549	99393.309 99431.212	2875470.361 2875060.561	411.549
L 2	411.549 413.325	99431.212 99432.577	2875060.561 2875059.425	1.776

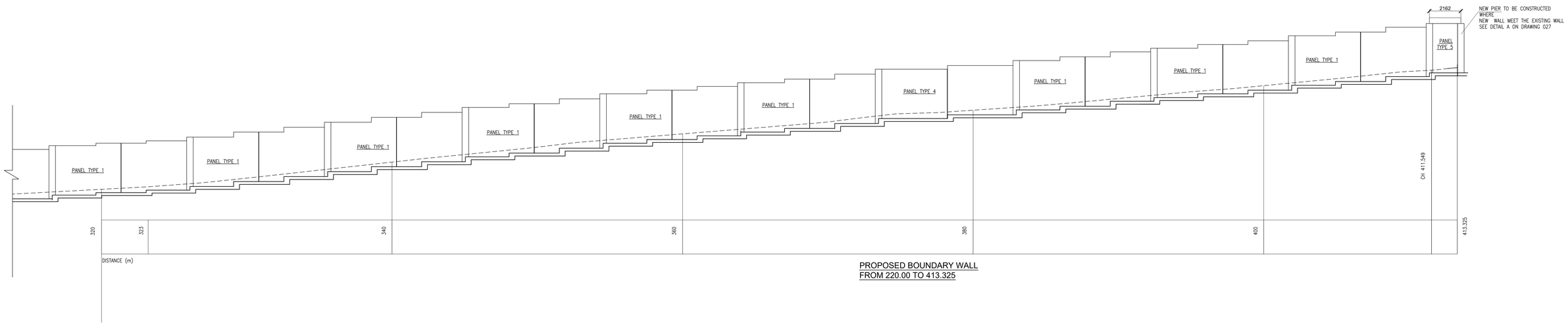

PROPOSED BOUNDARY WALL
FROM 220.00 TO 413.325

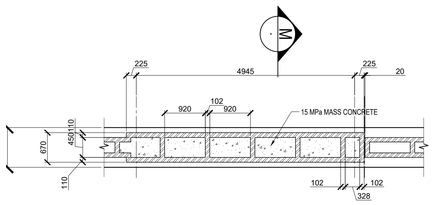

PANEL TYPE 2 FOUNDATION WALL
SCALE 1:50

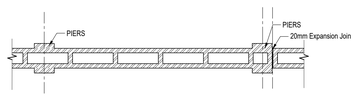

PANEL TYPE 2 DETAIL
SCALE 1:50

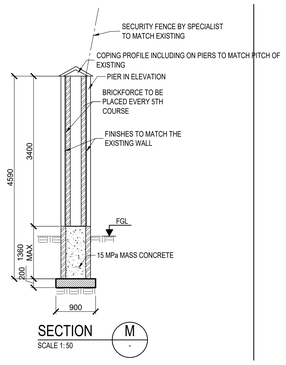

SECTION
SCALE 1:50

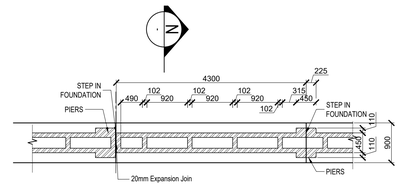

PANEL TYPE 3 PLAN - SETTING OUT
SCALE 1:50

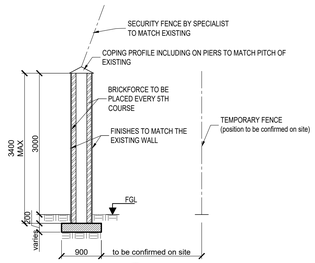

SECTION
SCALE 1:25

NOTES:
1. COPING AND SECURITY FENCE OMITTED FOR CLARITY
2. FOOTING AND WALLS STEPS IN MULTIPLES OF 85 TO SUIT FALL OF THE GROUND

CONSULTANTS DWG NO
13247-02/S/026/A

themba
Confidence Trust
INFRASTRUCTURE CONSULTING
Tel: 0861themba (843633)
email: info@themba-africa.com

DESIGNED	KB	29/08/2024
DRAWN	WM	14/11/2024
CHECKED		
APPROVED BY:		
	SIGNATURE	DATE
ECSA REG. No.	.	
CHECKED BY:		
	SIGNATURE	DATE

CLIENT
JOHANNESBURG WATER
TURBINE HACC
62 NTEMI PICISO STREET
NEW TOWN

Johannesburg Water

TURBINE HACC
62 NTEMI PICISO STREET
NEWTOWN

TEL: (011) 688-1400

FAX: (011) 688-1521

Joburg

DIEPSLOOT SEWAGE AQUEDUCT
BRIDGE 3

BOUNDARY WALL PLAN, PROFILE
AND DETAILS

SURVEY INFORMATION		APPROVAL BY JW DEPOT			SCALE	REV:	AMENDMENTS	DATE:
PROJECT SURVEYOR:		CHECKED			AS SHOWN	A	ISSUED FOR TENDER	14/11/2024
		APPROVED BY:						
DATE:			SIGNATURE	DATE				
CCTV INFORMATION		APPROVAL BY JW PLANNING						
CCTV COMPANY:		CHECKED						
		APPROVED BY:						
DATE:			SIGNATURE	DATE				

DRAWING No.

JW14455		–	A
PROJECT No.	DRAWING No.		REV.

A0 SHEET 1 OF 1
ORIGINAL PAGE SIZE

FILE No.